

Blood vessels and human liver as bio-inspiration to reduce internal transport costs in factories.

Daniel Tinello¹, Moritz Boley², Markus Brunner¹, Dominik Stadlthanner¹, Danijela Bevanda-Rauch³, Manfred Drack², Ille C. Gebeshuber⁴, Herwig Winkler⁵

¹*Institute of Logistics Engineering, Graz University of Technology, Graz, 8010, Austria*

²*Institute for Evolution and Ecology, Department of Evolutionary Biology of Invertebrates, University of Tübingen, Tübingen, 72076, Germany*

³*Department of Global Sales and Design Development, KNAPP AG, Hart bei Graz, 8075, Austria*

⁴*Institute of Applied Physics, Vienna University of Technology, Vienna, 1040, Austria*

⁵*Chair of Production Management, Cottbus University of Technology, Cottbus 03046, Germany*

*Corresponding author: Daniel Tinello (daniel.tinello@tugraz.at)

Abstract

Keywords: logistics, material flow, facility layout planning, liver, blood vessels

This paper presents novel bio-inspired approaches to assign operational resources (OR's) like machines, workstations and departments within factory layouts. The research was done within the Project BioFacLay. First results were presented from Daniel Tinello at ICBE 2016 in Ningbo (Tinello et al. 2016). Now we found together with Biologists in Germany two more analogies for future factories.

First we investigated the structures and growth processes of **blood vessels** and found that these biological principles and structures help to enhance the allocation of OR's within factory layouts. The blood vessel system is designed to minimize hydrodynamic resistance (energy for the distribution of resources). It is interesting to note that the underlying principles of a blood vessel system of a mouse are like that of a whale. West et al. write: "Thus, a whale is 10⁷ times heavier than a mouse but has only about 70% more branchings from aorta to capillary." (West et al. 1997, S. 123). Nevertheless, the blood vessels of both animals grow according to the same law (see Figure 1) which in the end enables an efficient blood supply to all organs and body parts. This is equivalent to minimizing the transport distances (Brummer et al. 2017). So as can be seen in Figure 2 we rearranged a layout of an Austrian factory (1.) by applying different blood vessel laws (2. & 3.). Afterwards the layout variants were compared with key performance indicators of logistics (4.).

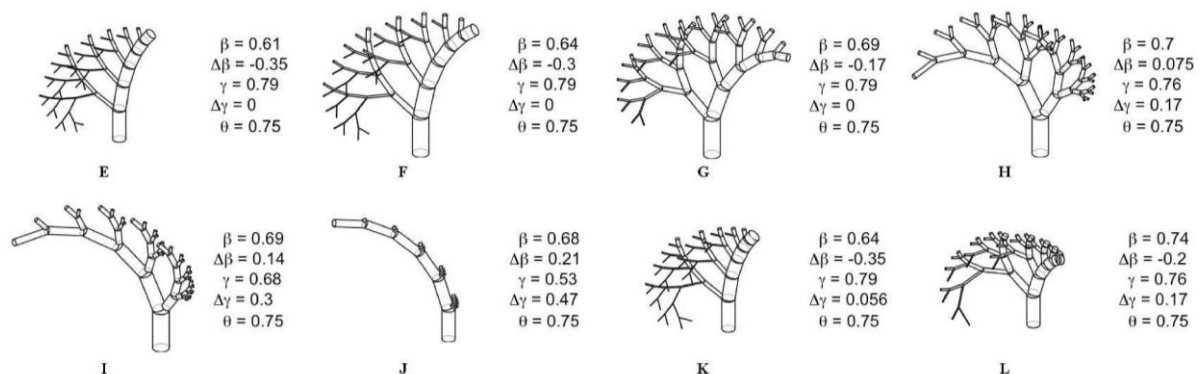


Figure 1: Laws for the growth of blood vessels ((Brummer et al. 2017), p. 6)

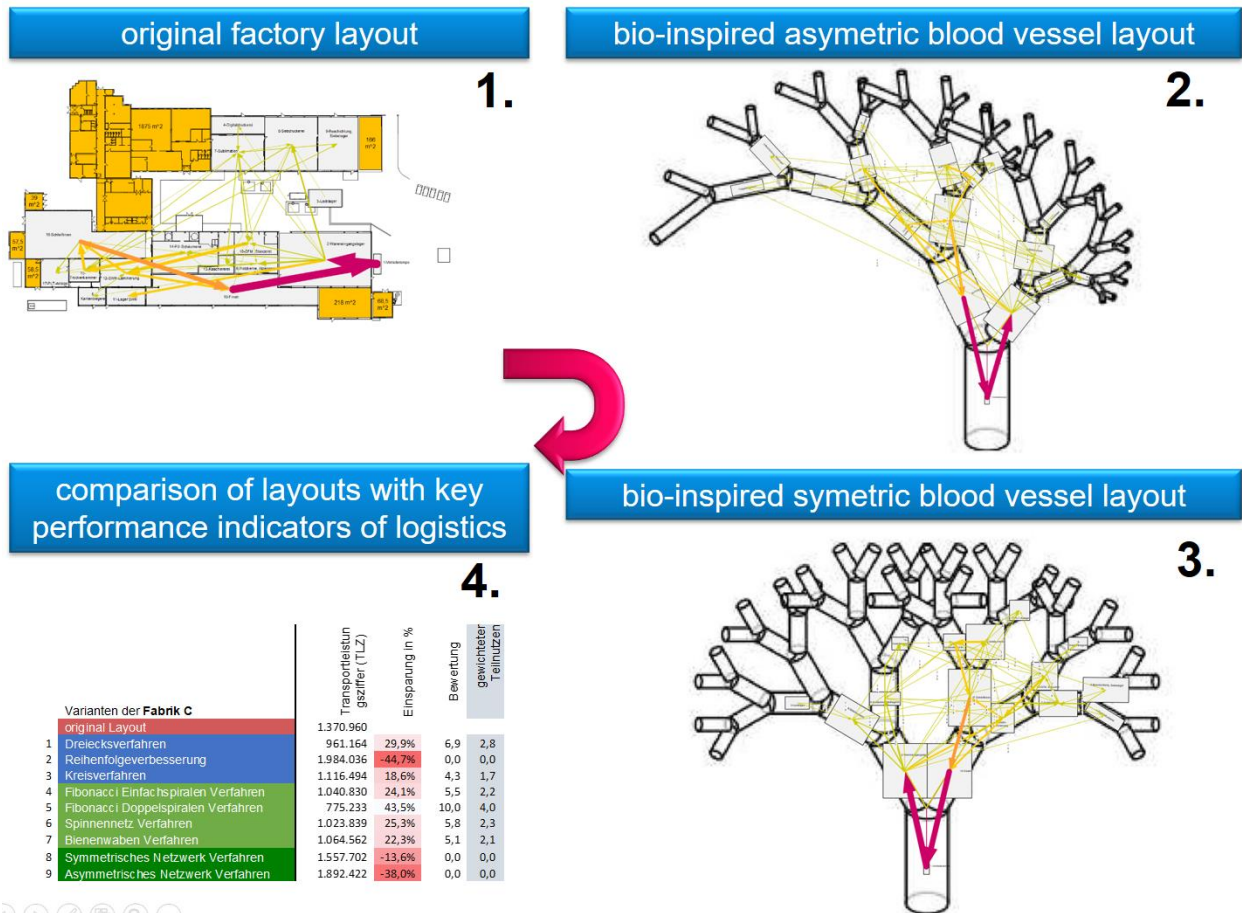


Figure 2: Bio-inspiration **one**: Blood vessel laws as model for factory layouts

Furthermore, we investigated the structure of the **human liver**, especially the transports through the capillary network in the liver lobules, to mimic the pattern for factory layouts. The liver is the largest unpaired organ of the human organism. There's a lot of transport in the liver. The liver lobules (production unit) can be addressed as the basic units of the liver, whose centre forms a vein and is surrounded by connective tissue pathways (way system in the factory). A vein (*vena portae*) transports nutrients (delivery of raw materials), the artery (*arteria hepatica propria*) transports oxygen (energy supply) and another vein (*vena cava inferior*) transports the converted substances (outgoing goods) (Schiebler und Korf 2007). So there are quite some analogies for logistics within the liver. In Figure 3 we rearranged an austrian factory by applying these liver principles.

To prove the feasibility of the proposed methodology, we collected material flow data from three existing factories. We implemented the original factory layouts within our model as reference. After examining 9 different variants, we found that our bio-inspired approaches were able to keep up with traditional layouts, and in factory A, the biomimetical liver approach could even beat the key performance indicator of the original layout by 45,7%. And if the following assumption of Tompkins and White is true, then the effort to build biologically inspired factory layouts can be worthwhile in the future: "It had been estimated that between 20% to 50% of the total operating expenses within manufacturing are attributed to material handling. Effective facilities planning can reduce these costs by at least 10% to 30% and thus increase productivity." (Tompkins und White 1984, S. 5)

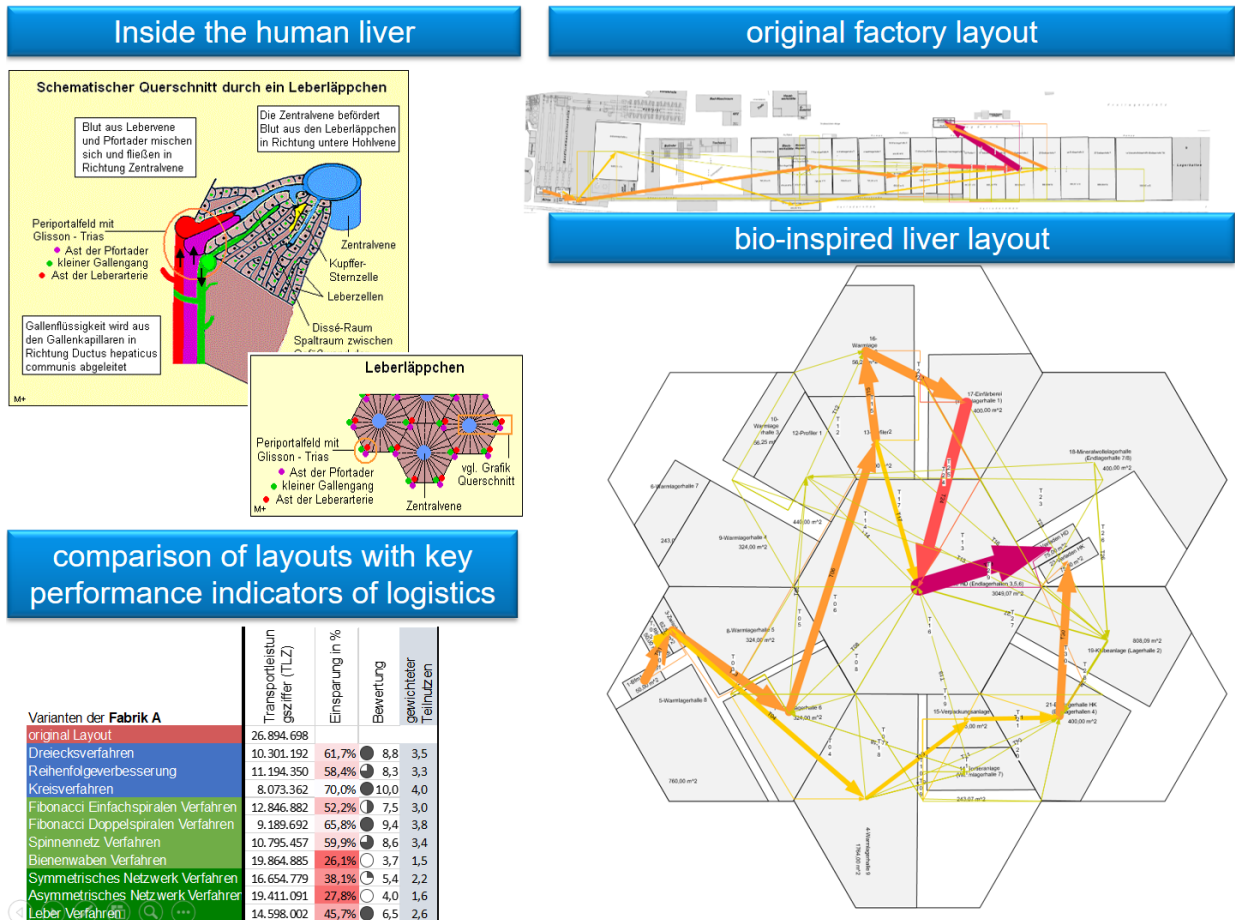


Figure 3: Bio-inspiration **two**: human liver as model for factory layouts

Literature

Brummer, Alexander Byers; van Savage, M.; Enquist, Brian J. (2017): A general model for metabolic scaling in self-similar asymmetric networks. In: *PLoS computational biology* 13 (3), e1005394. DOI: 10.1371/journal.pcbi.1005394.

Schiebler, Theodor Heinrich; Korf, Horst-Werner (2007): Anatomie. Histologie, Entwicklungsgeschichte, makroskopische und mikroskopische Anatomie, Topographie. 10., vollst. überarb. Aufl. Darmstadt: Steinkopff (Springer E-book Collection).

Tinello, Daniel; Winkler, Herwig; Jodin, Dirk (2016): Biomimetics applied to logistics: Assignment of operational resources within ideal facility layouts by applying Fibonacci, spider webs, nautilus shell and honeycombs. In: ICBE (Hg.): Conference Proceedings, 5th International Conference of Bionic Engineering, 22-24. June. Ningbo, China: University of Nottingham Ningbo Campus (UNNC), 1–20 Paper ID: 16239.

Tompkins, James A.; White, John A. (1984): Facilities Planning. New York: Wiley.

West, Geoffrey B.; Brown, James H.; Enquist, Brian J. (1997): A general model for the origin of allometric scaling laws in biology. In: *Science* 276 (5309), S. 122–126. DOI: 10.1126/science.276.5309.122.